


5245 m.

**GRAN PREMIO D'ITALIA OAKLEY**  
**Free Practice Nr. 4**  
**Classification**

**14**

	Rider	Nation	Team	Motorcycle	Time	Lap Total	Gap	Top Speed
1	20 <b>Fabio QUARTARARO</b>	FRA	Monster Energy Yamaha MotoGP	YAMAHA	<b>1'46.647</b>	4 14		<b>348.3</b>
2	63 <b>Francesco BAGNAIA</b>	ITA	Ducati Lenovo Team	DUCATI	<b>1'46.759</b>	15 15	0.112 0.112	<b>350.6</b>
3	30 <b>Takaaki NAKAGAMI</b>	JPN	LCR Honda IDEMITSU	HONDA	<b>1'46.807</b>	14 14	0.160 0.048	<b>349.5</b>
4	42 <b>Alex RINS</b>	SPA	Team SUZUKI ECSTAR	SUZUKI	<b>1'46.822</b>	4 11	0.175 0.015	<b>352.9</b>
5	88 <b>Miguel OLIVEIRA</b>	POR	Red Bull KTM Factory Racing	KTM	<b>1'46.824</b>	4 15	0.177 0.002	<b>355.2</b>
6	21 <b>Franco MORBIDELLI</b>	ITA	Petronas Yamaha SRT	YAMAHA	<b>1'47.225</b>	5 13	0.578 0.401	<b>338.5</b>
7	43 <b>Jack MILLER</b>	AUS	Ducati Lenovo Team	DUCATI	<b>1'47.233</b>	9 16	0.586 0.008	<b>354.0</b>
8	36 <b>Joan MIR</b>	SPA	Team SUZUKI ECSTAR	SUZUKI	<b>1'47.244</b>	10 14	0.597 0.011	<b>351.7</b>
9	41 <b>Aleix ESPARGARO</b>	SPA	Aprilia Racing Team Gresini	APRILIA	<b>1'47.259</b>	5 9	0.612 0.015	<b>351.7</b>
10	33 <b>Brad BINDER</b>	RSA	Red Bull KTM Factory Racing	KTM	<b>1'47.438</b>	13 13	0.791 0.179	<b>357.6</b>
11	12 <b>Maverick VIÑALES</b>	SPA	Monster Energy Yamaha MotoGP	YAMAHA	<b>1'47.440</b>	13 13	0.793 0.002	<b>342.8</b>
12	73 <b>Alex MARQUEZ</b>	SPA	LCR Honda CASTROL	HONDA	<b>1'47.525</b>	15 16	0.878 0.085	<b>351.7</b>
13	44 <b>Po ESPARGARO</b>	SPA	Repsol Honda Team	HONDA	<b>1'47.683</b>	4 13	1.036 0.158	<b>348.3</b>
14	23 <b>Enea BASTIANINI</b>	ITA	Avintia Esponsorama	DUCATI	<b>1'47.695</b>	6 13	1.048 0.012	<b>357.6</b>
15	51 <b>Michele PIRRO</b>	ITA	Pramac Racing	DUCATI	<b>1'47.699</b>	9 9	1.052 0.004	<b>355.2</b>
16	5 <b>Johann ZARCO</b>	FRA	Pramac Racing	DUCATI	<b>1'47.713</b>	10 15	1.066 0.014	<b>357.6</b>
17	93 <b>Marc MARQUEZ</b>	SPA	Repsol Honda Team	HONDA	<b>1'47.796</b>	5 12	1.149 0.083	<b>352.9</b>
18	9 <b>Danilo PETRUCCI</b>	ITA	Tech 3 KTM Factory Racing	KTM	<b>1'47.818</b>	5 13	1.171 0.022	<b>351.7</b>
19	46 <b>Valentino ROSSI</b>	ITA	Petronas Yamaha SRT	YAMAHA	<b>1'47.849</b>	8 14	1.202 0.031	<b>348.3</b>
20	32 <b>Lorenzo SAVADORI</b>	ITA	Aprilia Racing Team Gresini	APRILIA	<b>1'47.922</b>	10 12	1.275 0.073	<b>351.7</b>
21	10 <b>Luca MARINI</b>	ITA	SKY VR46 Avintia	DUCATI	<b>1'47.939</b>	5 11	1.292 0.017	<b>348.3</b>
22	27 <b>Iker LECUONA</b>	SPA	Tech 3 KTM Factory Racing	KTM	<b>1'48.751</b>	8 9	2.104 0.812	<b>346.1</b>

**Practice condition: Dry**  
**Air: 25°**  
**Humidity: 38%**  
**Ground: 44°**

<b>Fastest Lap:</b>	Lap: 4	<b>Fabio QUARTARARO</b>	<b>1'46.647</b>	177 Km/h
<b>Best Race Lap:</b>	2013	<b>Marc MARQUEZ</b>	<b>1'47.639</b>	175.4 Km/h
<b>All Time Lap Record:</b>	2021	<b>Francesco BAGNAIA</b>	<b>1'45.456</b>	179.0 Km/h

The results are provisional until the end of the limit for protest and appeals.

Time limit for protest expires 30' after publication of the results - ..... Time: .....

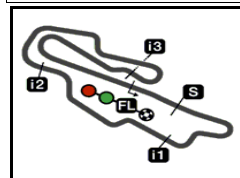
These data/results cannot be reproduced, stored and/or transmitted in whole or in part by any manner of electronic, mechanical, photocopying, recording, broadcasting or otherwise now known or herein after developed without the previous express consent by the copyright owner, except for reproduction in daily press and regular printed publications on sale to the public within 60 days of the event related to those data/results and always provided that copyright symbol appears together as follows below.

© DORNA, 2021

Official MotoGP Timing by **TISSOT**  
 www.motogp.com

**Mugello, Saturday, May 29, 2021**





5245 m.

## GRAN PREMIO D'ITALIA OAKLEY

## Free Practice Nr. 4

## Top Speed &amp; Average

15



Rider	Nation	Motorcycle	Top 5 speeds					Average	Top
5 Johann ZARCO	FRA	DUCATI	357.6	355.2	352.9	352.9	351.7	353.4	357.6
23 Enea BASTIANINI	ITA	DUCATI	357.6	355.2	352.9	352.9	352.9	354.1	357.6
33 Brad BINDER	RSA	KTM	357.6	356.4	352.9	352.9	349.5	353.1	357.6
51 Michele PIRRO	ITA	DUCATI	355.2	355.2	354.0	354.0	354.0	354.5	355.2
88 Miguel OLIVEIRA	POR	KTM	355.2	352.9	352.9	352.9	350.6	352.5	355.2
43 Jack MILLER	AUS	DUCATI	354.0	354.0	352.9	352.9	351.7	352.7	354.0
42 Alex RINS	SPA	SUZUKI	352.9	352.9	350.6	349.5	345.0	350.2	352.9
93 Marc MARQUEZ	SPA	HONDA	352.9	351.7	347.2	345.0	343.9	347.4	352.9
9 Danilo PETRUCCI	ITA	KTM	351.7	350.6	349.5	347.2	346.1	349.0	351.7
32 Lorenzo SAVADORI	ITA	APRILIA	351.7	350.6	348.3	346.1	346.1	348.6	351.7
36 Joan MIR	SPA	SUZUKI	351.7	350.6	349.5	348.3	347.2	349.5	351.7
41 Aleix ESPARGARO	SPA	APRILIA	351.7	350.6	348.3	348.3	342.8	347.4	351.7
73 Alex MARQUEZ	SPA	HONDA	351.7	350.6	348.3	346.1	345.0	348.3	351.7
63 Francesco BAGNAIA	ITA	DUCATI	350.6	350.6	350.6	350.6	349.5	350.1	350.6
30 Takaaki NAKAGAMI	JPN	HONDA	349.5	349.5	348.3	348.3	345.0	347.2	349.5
10 Luca MARINI	ITA	DUCATI	348.3	347.2	347.2	347.2	345.0	347.0	348.3
20 Fabio QUARTARARO	FRA	YAMAHA	348.3	345.0	345.0	343.9	343.9	344.7	348.3
44 Pol ESPARGARO	SPA	HONDA	348.3	347.2	347.2	347.2	346.1	347.2	348.3
46 Valentino ROSSI	ITA	YAMAHA	348.3	343.9	341.7	341.7	340.6	343.2	348.3
27 Iker LECUONA	SPA	KTM	346.1	345.0	343.9	341.7	341.7	343.7	346.1
12 Maverick VIÑALES	SPA	YAMAHA	342.8	341.7	340.6	340.6	340.6	341.2	342.8
21 Franco MORBIDELLI	ITA	YAMAHA	338.5	338.5	338.5	337.5	337.5	338.1	338.5

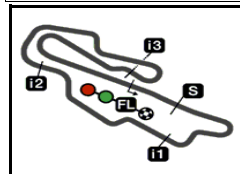
These data/results cannot be reproduced, stored and/or transmitted in whole or in part by any manner of electronic, mechanical, photocopying, recording, broadcasting or otherwise now known or herein after developed without the previous express consent by the copyright owner, except for reproduction in daily press and regular printed publications on sale to the public within 60 days of the event related to those data/results and always provided that copyright symbol appears together as follows below.

© DORNA, 2021

Official MotoGP Timing by TISSOT  
www.motogp.com



Mugello, Saturday, May 29, 2021



5245 m.

# GRAN PREMIO D'ITALIA OAKLEY

## Free Practice Nr. 4

### Chronological Analysis of Performances

16

\* Lap / Sector time cancelled      **T1** Time from finish line to 1st intermed.      **T3** Time from 2nd intermed. to 3rd intermed.  
**P** Crossing the finish line in pit lane      **T2** Time from 1st intermed. to 2nd intermed.      **T4** Time from 3rd intermediate to finish line  
 \*\* Tyre data subject to further updates

Lap	Lap Time	T1	T2	T3	T4	Speed	Lap	Lap Time	T1	T2	T3	T4	Speed		
<b>1st</b>	<b>20</b>	<b>Fabio QUARTARARO</b> YAMAHA FRA Monster Energy Yamaha MotoGP						<b>3rd</b>	<b>30</b>	<b>Takaaki NAKAGAMI</b> HONDA JPN LCR Honda IDEMITSU					
Runs=2 Total laps=14 Full laps=10							Runs=2 Total laps=15 Full laps=9								
Run #	1	Front Tyre	Slick-Medium	Rear Tyre	Slick-Medium	New Tyre	Run #	1	Front Tyre	Slick-Hard	Rear Tyre	Slick-Soft	New Tyre		
7 Laps at start							6 Laps at start								
1	3'17.728		32.102	31.014	37.162	25.162	1	2'18.056		35.283	25.195	37.574	25.046	164.3	
2	<b>1'47.512</b>		25.246	22.778	34.939	24.549	2	<b>1'54.459</b>		26.892	23.464	37.177	26.926	345.0	
3	<b>1'46.902</b>		25.008	22.616	34.852	24.426	3	<b>1'47.754</b>		25.574	22.858	34.972	24.350	348.3	
4	<b>1'46.647</b>		25.014	22.573	<b>34.700</b>	24.360	4	1'47.053 *		25.310	22.623	<b>34.843</b>	24.277*	<b>349.5</b>	
5	1'46.761 *		24.953	22.569*	34.757	24.482*	5	<b>1'49.192</b>		26.163	23.015	35.518	24.496	348.3	
6	<b>1'47.000</b>		25.021	22.542	34.853	24.584	6	1'47.430 *		25.297	22.704	35.071	24.358*	345.0	
7	52.222 P		24.993			343.9	7	58.946 P		29.124				343.9	
<b>2nd</b>	<b>63</b>	<b>Francesco BAGNAIA</b> DUCATI ITA Ducati Lenovo Team						<b>4th</b>	<b>42</b>	<b>Alex RINS</b> SUZUKI SPA Team SUZUKI ECSTAR					
Runs=2 Total laps=15 Full laps=12							Runs=2 Total laps=12 Full laps=6								
Run #	1	Front Tyre	Slick-Hard	Rear Tyre	Slick-Medium	New Tyre	Run #	1	Front Tyre	Slick-Hard	Rear Tyre	Slick-Medium	New Tyre		
14 Laps at start							7 Laps at start								
8	1'56.902		33.265	23.477	35.556	24.604	8	2'04.057		36.928	25.419	36.737	24.973	160.7	
9	<b>1'46.667</b>		25.098	<b>22.530</b>	34.715	<b>24.324</b>	9	<b>1'47.921</b>		25.441	22.981	34.996	24.503	340.6	
10	<b>1'46.719</b>		<b>24.940</b>	22.559	34.760	24.460	10	<b>1'47.134</b>		<b>25.193</b>	22.641	35.015	24.285	339.6	
11	<b>1'49.411</b>		25.027	22.548	34.779	27.057	11	<b>1'47.132</b>		25.224	22.719	34.915	24.274	343.9	
12	<b>1'47.078</b>		25.231	22.570	34.912	24.365	12	<b>2'02.374</b>		29.646	26.974	36.625	29.129	345.0	
13	<b>1'47.162</b>		25.135	22.684	34.995	24.348	13	<b>1'48.745</b>		26.179	22.926	35.248	24.392	349.5	
14	<b>1'47.234</b>		25.231	22.627	34.962	24.414	14	<b>1'46.807</b>		25.236	<b>22.607</b>	34.849	<b>24.115</b>	342.8	
								PIT		27.341				343.9	
<b>3rd</b>	<b>30</b>	<b>Fabio QUARTARARO</b> YAMAHA FRA Monster Energy Yamaha MotoGP						<b>4th</b>	<b>42</b>	<b>Alex RINS</b> SUZUKI SPA Team SUZUKI ECSTAR					
Runs=2 Total laps=14 Full laps=10							Runs=2 Total laps=12 Full laps=6								
Run #	1	Front Tyre	Slick-Medium	Rear Tyre	Slick-Medium	New Tyre	Run #	1	Front Tyre	Slick-Hard	Rear Tyre	Slick-Medium	New Tyre		
7 Laps at start							7 Laps at start								
1	3'17.728		32.102	31.014	37.162	25.162	1	2'24.141		31.288	24.668	37.842	25.230	212.5	
2	<b>1'47.512</b>		25.246	22.778	34.939	24.549	2	<b>1'48.217</b>		25.677	22.785	35.265	24.490	345.0	
3	<b>1'46.902</b>		25.008	22.616	34.852	24.426	3	<b>1'47.166</b>		25.166	22.682	34.913	24.405	350.6	
4	<b>1'46.647</b>		25.014	22.573	<b>34.700</b>	24.360	4	<b>1'46.822</b>		<b>25.107</b>	<b>22.541</b>	34.931	<b>24.243</b>	<b>352.9</b>	
5	1'46.761 *		24.953	22.569*	34.757	24.482*	5	1'48.290 *		25.716	22.947	35.224	24.403*	352.9	
6	<b>1'47.000</b>		25.021	22.542	34.853	24.584	6	1'50.884 P		25.257	22.865	35.851	26.911	349.5	
7	52.222 P		24.993			343.9									
<b>4th</b>	<b>42</b>	<b>Alex RINS</b> SUZUKI SPA Team SUZUKI ECSTAR						<b>4th</b>	<b>42</b>	<b>Alex RINS</b> SUZUKI SPA Team SUZUKI ECSTAR					
Runs=2 Total laps=15 Full laps=12							Runs=2 Total laps=12 Full laps=6								
Run #	1	Front Tyre	Slick-Medium	Rear Tyre	Slick-Medium	New Tyre	Run #	1	Front Tyre	Slick-Medium	Rear Tyre	Slick-Medium	New Tyre		
14 Laps at start							7 Laps at start								
8	1'56.902		33.265	23.477	35.556	24.604	7	1'54.891		30.977	23.632	35.555	24.727	184.6	
9	<b>1'46.667</b>		25.098	<b>22.530</b>	34.715	<b>24.324</b>	8	<b>1'47.214</b>		25.206	22.680	<b>34.899</b>	24.429	340.6	
10	<b>1'46.719</b>		<b>24.940</b>	22.559	34.760	24.460	9	1'47.195 *		25.229	22.549	34.984	24.433*	341.7	
11	<b>1'49.411</b>		25.027	22.548	34.779	27.057	10	<b>1'47.395</b>		25.270	22.664	35.069	24.392	341.7	
12	<b>1'47.078</b>		25.231	22.570	34.912	24.365	11	<b>1'47.451</b>		25.292	22.606	35.124	24.429	341.7	
13	<b>1'47.162</b>		25.135	22.684	34.995	24.348		PIT		27.405				341.7	
14	<b>1'47.234</b>		25.231	22.627	34.962	24.414									

**Fastest Lap:** Fabio QUARTARARO Monster Energy Yama FRA **1'46.647** 25.014 22.573 34.700 24.360

These data/results cannot be reproduced, stored and/or transmitted in whole or in part by any manner of electronic, mechanical, photocopying, recording, broadcasting or otherwise now known or herein after developed without the previous express consent by the copyright owner, except for reproduction in daily press and regular printed publications on sale to the public within 60 days of the event related to those data/results and always provided that copyright symbol appears together as follows below.  
 © DORNA, 2021



# Free Practice Nr. 4

# MotoGP

Lap	Lap Time	T1	T2	T3	T4	Speed	Lap	Lap Time	T1	T2	T3	T4	Speed	
<b>5th</b>	<b>88</b>	<b>Miguel OLIVEIRA</b>				KTM	POR	<b>Run # 2</b>	<b>Front Tyre</b>	<b>Slick-Medium</b>	<b>Rear Tyre</b>	<b>Slick-Medium</b>		
Red Bull KTM Factory Racing							3 Laps at start			5 Laps at start				
Runs=2 Total laps=15 Full laps=12							6	2'01.880	32.137	23.694	41.003	25.046	181.2	
<b>Run # 1</b>	<b>Front Tyre</b>	<b>Slick-Hard</b>	<b>Rear Tyre</b>	<b>Slick-Medium</b>			7	<b>1'48.354</b>	25.107	22.774	36.026	24.447	354.0	
New Tyre							8	<b>1'47.476</b>	25.123	22.713	35.237	24.403	354.0	
1	2'24.161	32.125	24.480	36.928	24.841	211.7	9	<b>1'47.233</b>	25.098	22.677	35.110	24.348	352.9	
2	<b>1'47.848</b>	25.330	22.815	35.196	24.507	349.5	10	<b>1'47.880</b>	25.103	22.784	35.496	24.497	352.9	
3	<b>1'47.249</b>	25.096	22.830	34.962	24.361	352.9	11	<b>1'48.024</b>	25.197	22.849	35.532	24.446	350.6	
4	<b>1'46.824</b>	25.044	22.704	34.860	24.216	352.9	12	<b>1'47.892</b>	25.173	22.751	35.524	24.444	349.5	
5	<b>1'47.504</b>	25.191	22.760	35.228	24.325	355.2	13	<b>1'48.017</b>	25.245	22.890	35.476	24.406	349.5	
6	1'00.280 P	31.887				348.3	14	<b>1'47.932</b>	25.233	22.916	35.427	24.356	350.6	
<b>Run # 2</b>	<b>Front Tyre</b>	<b>Slick-Hard</b>	<b>Rear Tyre</b>	<b>Slick-Medium</b>			15	<b>1'47.783</b>	25.197	22.823	35.417	24.346	350.6	
6 Laps at start							16	<b>1'48.002</b>	25.204	22.938	35.532	24.328	351.7	
7	1'56.995	32.374	24.017	35.884	24.720	203.3								
8	<b>1'47.674</b>	25.206	22.803	35.192	24.473	348.3								
9	<b>1'51.964</b>	25.234	23.341	38.619	24.770	346.1								
10	<b>1'47.594</b>	25.176	22.879	35.194	24.345	348.3								
11	<b>1'47.709</b>	25.256	22.837	35.240	24.376	348.3								
12	<b>1'47.633</b>	25.259	22.810	35.295	24.269	349.5								
13	<b>1'47.855</b>	25.309	22.961	35.287	24.298	350.6								
14	<b>1'47.585</b>	25.279	22.793	35.327	24.186	350.6								
15	<b>1'47.783</b>	25.320	22.863	35.256	24.344	352.9								
<b>6th</b>	<b>21</b>	<b>Franco MORBIDELLI</b>				YAMAHA	ITA	<b>Run # 1</b>	<b>Front Tyre</b>	<b>Slick-Medium</b>	<b>Rear Tyre</b>	<b>Slick-Medium</b>		
Petronas Yamaha SRT							11 Laps at start			6 Laps at start				
Runs=3 Total laps=13 Full laps=8							1	2'26.332	30.859	23.685	35.775	24.902	207.6	
<b>Run # 1</b>	<b>Front Tyre</b>	<b>Slick-Hard</b>	<b>Rear Tyre</b>	<b>Slick-Medium</b>			2	<b>1'48.494</b>	25.363	22.916	35.603	24.612	351.7	
New Tyre							3	<b>1'47.725</b>	25.200	22.752	35.136	24.637	349.5	
1	2'35.413	34.047	24.516	36.865	25.126	181.2	4	<b>1'47.288</b>	25.096	22.726	35.064	24.402	350.6	
2	<b>1'47.776</b>	25.370	22.682	35.111	24.613	337.5	5	<b>1'47.424</b>	25.157	22.792	35.019	24.456	347.2	
3	<b>1'47.599</b>	25.359	22.574	35.153	24.513	338.5	6	55.231 P	26.478				348.3	
4	<b>1'47.260</b>	25.355	22.669	34.897	24.339	338.5	<b>Run # 2</b>	<b>Front Tyre</b>	<b>Slick-Medium</b>	<b>Rear Tyre</b>	<b>Slick-Medium</b>			
5	<b>1'47.225</b>	25.200	22.554	34.907	24.564	336.4	8 Laps at start							12 Laps at start
6	<b>1'47.465</b>	25.244	22.654	35.003	24.564	336.4	7	1'55.623	31.882	23.401	35.514	24.826	200.7	
7	1'00.789 P	31.201				336.4	8	<b>1'47.649</b>	25.281	22.817	35.088	24.463	341.7	
<b>Run # 2</b>	<b>Front Tyre</b>	<b>Slick-Hard</b>	<b>Rear Tyre</b>	<b>Slick-Medium</b>			9	<b>1'47.384</b>	25.131	22.656	34.990	24.607	346.1	
7 Laps at start							10	<b>1'47.244</b>	25.129	22.622	35.031	24.462	345.0	
8	2'10.402	39.284	29.465	36.749	24.904	182.4	11	53.491 P	25.265				341.7	
9	<b>1'47.425</b>	25.310	22.724	34.930	24.461	337.5	<b>Run # 3</b>	<b>Front Tyre</b>	<b>Slick-Medium</b>	<b>Rear Tyre</b>	<b>Slick-Medium</b>			
10	1'53.671 P	25.247	22.571	39.329	26.524	335.4	13 Laps at start							17 Laps at start
<b>Run # 3</b>	<b>Front Tyre</b>	<b>Slick-Hard</b>	<b>Rear Tyre</b>	<b>Slick-Medium</b>			12	1'55.247	31.794	23.203	35.588	24.662	208.8	
10 Laps at start							13	<b>1'47.508</b>	25.184	22.768	35.088	24.468	343.9	
11	1'54.793	31.344	23.308	35.488	24.653	206.5	14	<b>1'47.269</b>	25.115	22.725	34.949	24.480	343.9	
12	<b>1'47.242</b>	25.245	22.626	35.021	24.350	338.5								
13	<b>1'47.252</b>	25.199	22.602	35.057	24.394	336.4								
<b>7th</b>	<b>43</b>	<b>Jack MILLER</b>				DUCATI	AUS	<b>Run # 1</b>	<b>Front Tyre</b>	<b>Slick-Hard</b>	<b>Rear Tyre</b>	<b>Slick-Medium</b>		
Ducati Lenovo Team							8 Laps at start			10 Laps at start				
Runs=2 Total laps=16 Full laps=13							1	2'17.062	34.160	25.076	36.649	24.869	164.3	
<b>Run # 1</b>	<b>Front Tyre</b>	<b>Slick-Medium</b>	<b>Rear Tyre</b>	<b>Slick-Medium</b>			2	<b>1'48.438</b>	25.534	22.936	35.412	24.556	348.3	
New Tyre							3	<b>1'50.893</b>	27.294	24.051	35.110	24.438	348.3	
1	2'10.520	32.509	24.171	38.272	25.236	187.5	4	<b>1'48.200</b>	25.409	22.800	35.294	24.697	350.6	
2	<b>1'48.134</b>	25.258	22.960	35.419	24.497	350.6	5	<b>1'47.259</b>	25.168	22.658	35.149	24.284	351.7	
3	<b>1'47.518</b>	25.117	22.735	35.252	24.414	351.7	6	57.829 P	29.511				332.3	
4	<b>1'47.566</b>	25.004	22.820	35.308	24.434	351.7	<b>Run # 2</b>	<b>Front Tyre</b>	<b>Slick-Hard</b>	<b>Rear Tyre</b>	<b>Slick-Medium</b>			
5	55.618 P	27.482				350.6	14 Laps at start							16 Laps at start
							7	1'55.420	30.991	23.724	35.940	24.765	205.7	
							8	<b>1'47.860</b>	25.402	22.880	35.116	24.462	342.8	
							9	<b>1'47.833</b>	25.245	22.856	35.331	24.401	342.8	
								PIT	28.377				324.3	

**Fastest Lap:** Fabio QUARTARARO Monster Energy Yama FRA **1'46.647** 25.014 22.573 34.700 24.360

These data/results cannot be reproduced, stored and/or transmitted in whole or in part by any manner of electronic, mechanical, photocopying, recording, broadcasting or otherwise now known or herein after developed without the previous express consent by the copyright owner, except for reproduction in daily press and regular printed publications on sale to the public within 60 days of the event related to those data/results and always provided that copyright symbol appears together as follows below.  
© DORNA, 2021

Official MotoGP Timing by TISSOT  
www.motogp.com

Mugello, Saturday, May 29, 2021

Page 2 of 5



# Free Practice Nr. 4

# MotoGP

Lap	Lap Time	T1	T2	T3	T4	Speed	Lap	Lap Time	T1	T2	T3	T4	Speed		
<b>10th</b>	<b>33</b>	<b>Brad BINDER</b>				KTM	RSA	<b>Run # 2</b>	<b>Front Tyre Slick-Hard</b>				<b>Rear Tyre Slick-Medium</b>		
Red Bull KTM Factory Racing							7 Laps at start						12 Laps at start		
		Runs=2		Total laps=13		Full laps=8									
Run #	1	Front Tyre	Slick-Hard	Rear Tyre	Slick-Medium										
		4 Laps at start			9 Laps at start										
1	2'17.893	33.612	25.062	36.792	25.051	165.6	8	1'54.455	29.909	23.849	35.862	24.835	213.8		
2	<b>1'48.875</b>	25.635	23.160	35.374	24.706	352.9	9	<b>1'49.984</b>	25.460	22.983	36.816	24.725	340.6		
3	<b>1'47.909</b>	25.418	22.866	35.162	24.463	356.4	10	<b>1'48.064</b>	25.393	22.857	35.240	24.574	343.9		
4	<b>1'47.476</b>	25.104	22.862	35.114	24.396	357.6	11	<b>1'48.031</b>	25.369	22.895	35.260	24.507	342.8		
5	1'47.786 *	25.263	22.776	35.024	24.723*	352.9	12	<b>1'54.302</b>	25.295	24.540	39.839	24.628	342.8		
6	1'47.633 *	25.236	22.683	35.041	24.673*	347.2	13	<b>2'02.131</b>	25.345	25.864	40.609	30.313	351.7		
7	1'01.523 P	31.883				346.1	14	<b>1'48.706</b>	25.527	22.885	35.195	25.099	350.6		
		11 Laps at start			16 Laps at start										
Run #	2	Front Tyre	Slick-Hard	Rear Tyre	Slick-Medium										
8	1'58.773	33.355	24.466	36.136	24.816	162.8	15	<b>1'47.525</b>	25.232	22.819	35.161	24.313	348.3		
9	<b>1'48.226</b>	25.443	22.939	35.296	24.548	349.5	16	1'48.083 *	25.287	22.989	35.339	24.468*	343.9		
10	<b>1'47.507</b>	25.221	22.780	35.066	24.440	349.5									
11	<b>1'48.005</b>	25.478	22.946	35.106	24.475	346.1									
12	<b>1'47.829</b>	25.144	22.888	35.271	24.526	347.2									
13	<b>1'47.438</b>	25.212	22.735	35.042	24.449	347.2									
<b>11th</b>	<b>12</b>	<b>Maverick VIÑALES</b>				YAMAHA	SPA	<b>Run # 1</b>	<b>Front Tyre Slick-Medium</b>				<b>Rear Tyre Slick-Soft</b>		
Monster Energy Yamaha MotoGP							7 Laps at start						4 Laps at start		
		Runs=3		Total laps=13		Full laps=7									
Run #	1	Front Tyre	Slick-Medium	Rear Tyre	Slick-Medium										
		10 Laps at start			13 Laps at start										
1	2'55.560	30.846	24.327	36.688	25.073	210.1	1	2'15.887	34.925	24.438	36.173	24.935	160.0		
2	<b>1'48.741</b>	25.547	23.030	35.552	24.612	340.6	2	1'51.662 *	27.423	23.733	35.719	24.787*	347.2		
3	<b>1'47.762</b>	25.301	22.679	35.184	24.598	340.6	3	<b>1'48.666</b>	25.395	22.729	35.228	25.314	348.3		
4	<b>1'47.535</b>	25.229	22.661	35.245	24.400	339.6	4	<b>1'47.683</b>	25.302	22.805	35.188	24.388	347.2		
5	1'47.730 *	25.300	22.650	35.275	24.505*	339.6	5	<b>1'47.801</b>	25.285	22.877	35.285	24.354	347.2		
6	53.792 P	25.302				338.5	6	58.532 P	29.785				346.1		
		16 Laps at start			19 Laps at start										
Run #	2	Front Tyre	Slick-Medium	Rear Tyre	Slick-Medium										
7	1'55.212	30.840	23.733	35.948	24.691	206.5	<b>Run # 2</b>	<b>Front Tyre Slick-Hard</b>				<b>Rear Tyre Slick-Medium</b>			
8	<b>1'47.535</b>	25.212	22.751	35.113	24.459	342.8	New Tyre						12 Laps at start		
9	1'48.846 P	25.189	22.686	35.273	25.698	340.6	7	1'56.779 *	30.917	24.310	36.380	25.172*	211.3		
		19 Laps at start			15 Laps at start										
Run #	3	Front Tyre	Slick-Medium	Rear Tyre	Slick-Medium										
10	1'55.387	30.956	23.926	35.757	24.748	211.7	8	<b>1'49.761</b>	25.821	23.280	35.689	24.971	342.8		
11	<b>1'48.639</b>	25.325	23.574	35.229	24.511	341.7	9	<b>1'49.002</b>	25.536	23.123	35.505	24.838	343.9		
12	<b>1'47.661</b>	25.306	22.727	35.152	24.476	339.6	10	54.639 P	27.330				339.6		
13	<b>1'47.440</b>	25.204	22.706	35.068	24.462	340.6	<b>Run # 3</b>	<b>Front Tyre Slick-Hard</b>				<b>Rear Tyre Slick-Soft</b>			
		16 Laps at start			19 Laps at start			4 Laps at start						10 Laps at start	
Run #	1	Front Tyre	Slick-Hard	Rear Tyre	Slick-Soft										
11	1'55.364	30.324	23.939	36.376	24.725	219.9	11	1'55.364	30.324	23.939	36.376	24.725	219.9		
12	<b>1'48.349</b>	25.470	22.949	35.375	24.555	341.7	12	<b>1'48.349</b>	25.470	22.949	35.375	24.555	341.7		
13	<b>1'47.861</b>	25.290	22.892	35.236	24.443	343.9	13	<b>1'47.861</b>	25.290	22.892	35.236	24.443	343.9		
		16 Laps at start			19 Laps at start			PIT						25.438 24.286 39.102 27.279 341.7	
<b>14th</b>	<b>23</b>	<b>Enea BASTIANINI</b>				DUCATI	ITA	<b>Run # 1</b>	<b>Front Tyre Slick-Medium</b>				<b>Rear Tyre Slick-Medium</b>		
Avintia Esponsorama							8 Laps at start						11 Laps at start		
		Runs=2		Total laps=13		Full laps=9									
Run #	1	Front Tyre	Slick-Medium	Rear Tyre	Slick-Medium										
1	2'14.475	33.537	24.736	36.922	25.381	177.0	1	2'14.475	33.537	24.736	36.922	25.381	177.0		
2	<b>1'48.993</b>	25.613	23.148	35.704	24.528	357.6	2	<b>1'48.993</b>	25.613	23.148	35.704	24.528	357.6		
3	<b>1'48.193</b>	25.245	22.928	35.484	24.536	352.9	3	<b>1'48.193</b>	25.245	22.928	35.484	24.536	352.9		
4	<b>1'47.707</b>	25.157	22.856	35.402	24.292	352.9	4	<b>1'47.707</b>	25.157	22.856	35.402	24.292	352.9		
5	<b>1'51.646</b>	27.177	24.623	35.466	24.380	352.9	5	<b>1'51.646</b>	27.177	24.623	35.466	24.380	352.9		
6	<b>1'47.695</b>	25.233	22.731	35.363	24.368	355.2	6	<b>1'47.695</b>	25.233	22.731	35.363	24.368	355.2		
7	55.697 P	27.787				352.9	7	55.697 P	27.787				352.9		
		15 Laps at start			18 Laps at start										
Run #	2	Front Tyre	Slick-Medium	Rear Tyre	Slick-Medium										
8	1'58.750	33.679	23.775	36.463	24.833	164.8	8	1'58.750	33.679	23.775	36.463	24.833	164.8		
9	<b>1'48.180</b>	25.344	22.981	35.442	24.413	346.1	9	<b>1'48.180</b>	25.344	22.981	35.442	24.413	346.1		
10	<b>2'02.378</b>	25.312	27.681	41.274	28.111	347.2	10	<b>2'02.378</b>	25.312	27.681	41.274	28.111	347.2		
11	<b>1'50.814</b>	27.153	23.133	36.062	24.466	348.3	11	<b>1'50.814</b>	27.153	23.133	36.062	24.466	348.3		
12	<b>1'52.263</b>	25.219	22.872	39.670	24.502	350.6	12	<b>1'52.263</b>	25.219	22.872	39.670	24.502	350.6		
13	1'47.460 *	25.212	22.793*	35.174	24.281	350.6	13	1'47.460 *	25.212	22.793*	35.174	24.281	350.6		
<b>12th</b>	<b>73</b>	<b>Alex MARQUEZ</b>				HONDA	SPA	<b>Run # 1</b>	<b>Front Tyre Slick-Hard</b>				<b>Rear Tyre Slick-Soft</b>		
LCR Honda CASTROL							4 Laps at start								
		Runs=2		Total laps=16		Full laps=11									
Run #	1	Front Tyre	Slick-Hard	Rear Tyre	Slick-Soft										
1	2'10.890	33.546	24.970	38.980	25.462	198.8	1	2'10.890	33.546	24.970	38.980	25.462	198.8		
2	<b>1'49.396</b>	25.843	23.231	35.810	24.512	343.9	2	<b>1'49.396</b>	25.843	23.231	35.810	24.512	343.9		
3	1'48.423 *	25.426	23.070	35.544	24.383*	336.4	3	1'48.423 *	25.426	23.070	35.544	24.383*	336.4		
4	<b>1'51.645</b>	26.301	22.941	36.405	25.998	342.8	4	<b>1'51.645</b>	26.301	22.941	36.405	25.998	342.8		
5	<b>1'48.146</b>	25.367	22.930	35.210	24.639	342.8	5	<b>1'48.146</b>	25.367	22.930	35.210	24.639	342.8		
6	<b>1'51.027</b>	25.415	22.787	38.013	24.812	345.0	6	<b>1'51.027</b>	25.415	22.787	38.013	24.812	345.0		
7	53.723 P	26.447				346.1	7	53.723 P	26.447				346.1		

**Fastest Lap:** Fabio QUARTARARO Monster Energy Yama FRA **1'46.647** 25.014 22.573 34.700 24.360

These data/results cannot be reproduced, stored and/or transmitted in whole or in part by any manner of electronic, mechanical, photocopying, recording, broadcasting or otherwise now known or herein after developed without the previous express consent by the copyright owner, except for reproduction in daily press and regular printed publications on sale to the public within 60 days of the event related to those data/results and always provided that copyright symbol appears together as follows below.  
© DORNA, 2021

Official MotoGP Timing by TISSOT  
www.motogp.com

Mugello, Saturday, May 29, 2021

Page 3 of 5



# Free Practice Nr. 4

# MotoGP

Lap	Lap Time	T1	T2	T3	T4	Speed	Lap	Lap Time	T1	T2	T3	T4	Speed
<b>15th</b>	<b>51</b>	<b>Michele PIRRO</b>		DUCATI		ITA	8	<b>1'50.897</b>	25.969	23.859	36.125	24.944	347.2
		Pramac Racing					9	<b>1'49.023</b>	25.430	22.994	35.830	24.769	342.8
		Runs=2 Total laps=10 Full laps=6					10	<b>1'52.338</b>	25.319	25.229	37.092	24.698	341.7
<b>Run # 1</b>	<b>Front Tyre</b>	<b>Slick-Medium</b>	<b>Rear Tyre</b>	<b>Slick-Medium</b>			11	<b>1'48.135</b>	25.274	22.759	35.573	24.529	342.8
		<b>9 Laps at start</b>		<b>4 Laps at start</b>			12	<b>1'48.049</b>	25.218	<b>22.727</b>	35.401	24.703	341.7
1	2'25.019	36.388	26.519	38.645	25.483	126.3	<b>PIT</b>		25.330				342.8
2	<b>1'50.152</b>	25.858	23.447	36.176	24.671	351.7							
3	<b>1'48.087</b>	25.308	22.858	35.352	24.569	<b>355.2</b>							
4	<b>1'47.998</b>	25.350	22.792	35.349	24.507	355.2							
5	56.301 P	25.482				352.9							
<b>Run # 2</b>	<b>Front Tyre</b>	<b>Slick-Medium</b>	<b>Rear Tyre</b>	<b>Slick-Medium</b>									
		<b>14 Laps at start</b>		<b>9 Laps at start</b>									
6	1'56.833	31.796	24.033	36.190	24.814	201.8							
7	<b>1'47.743</b>	<b>25.169</b>	22.736	35.423	<b>24.415</b>	354.0							
8	<b>1'47.753</b>	25.201	<b>22.648</b>	35.472	24.432	354.0							
9	<b>1'47.699</b>	25.195	22.788	<b>35.292</b>	24.424	354.0							
	<b>PIT</b>	26.857				347.2							
<b>16th</b>	<b>5</b>	<b>Johann ZARCO</b>		DUCATI		FRA							
		Pramac Racing											
		Runs=2 Total laps=15 Full laps=12											
<b>Run # 1</b>	<b>Front Tyre</b>	<b>Slick-Medium</b>	<b>Rear Tyre</b>	<b>Slick-Medium</b>									
		<b>11 Laps at start</b>		<b>7 Laps at start</b>									
1	2'13.635	32.308	24.568	37.088	24.879	194.2							
2	<b>1'47.735</b>	25.401	22.825	35.325	24.184	355.2							
3	<b>1'47.876</b>	25.518	23.030	<b>35.197</b>	<b>24.131</b>	351.7							
4	<b>1'47.879</b>	<b>25.143</b>	22.750	35.646	24.340	<b>357.6</b>							
5	<b>1'47.835</b>	25.258	22.804	35.322	24.451	352.9							
6	1'01.067 P	33.226				349.5							
<b>Run # 2</b>	<b>Front Tyre</b>	<b>Slick-Medium</b>	<b>Rear Tyre</b>	<b>Slick-Medium</b>									
		<b>17 Laps at start</b>		<b>13 Laps at start</b>									
7	1'57.300	32.401	23.971	36.325	24.603	186.8							
8	<b>1'47.842</b>	25.276	22.899	35.403	24.264	352.9							
9	<b>1'47.799</b>	25.286	22.794	35.469	24.250	350.6							
10	<b>1'47.713</b>	25.272	<b>22.728</b>	35.434	24.279	350.6							
11	<b>1'48.503</b>	25.241	22.867	35.693	24.702	351.7							
12	<b>2'04.085</b>	32.986	27.956	38.419	24.724	347.2							
13	<b>1'49.763</b>	25.596	23.193	36.293	24.681	348.3							
14	<b>1'50.594</b>	26.850	23.476	35.880	24.388	348.3							
15	<b>1'48.194</b>	25.339	22.947	35.629	24.279	351.7							
<b>19th</b>	<b>46</b>	<b>Valentino ROSSI</b>		YAMAHA		ITA							
		Petronas Yamaha SRT											
		Runs=2 Total laps=14 Full laps=8											
<b>Run # 1</b>	<b>Front Tyre</b>	<b>Slick-Medium</b>	<b>Rear Tyre</b>	<b>Slick-Medium</b>									
		<b>8 Laps at start</b>		<b>New Tyre</b>									
1	2'20.898	32.883	24.416	37.391	25.063	171.1							
2	1'49.097 *	25.877	23.033*	35.535	24.652	343.9							
3	1'50.408 P	25.781	23.000	35.552	26.075	<b>348.3</b>							
<b>Run # 2</b>	<b>Front Tyre</b>	<b>Slick-Medium</b>	<b>Rear Tyre</b>	<b>Slick-Medium</b>									
		<b>11 Laps at start</b>		<b>3 Laps at start</b>									
4	1'56.916	31.576	24.325	35.933	25.082	209.7							
5	1'47.987 *	25.350	<b>22.757</b>	35.195*	24.685	339.6							
6	<b>1'48.314</b>	<b>25.258</b>	22.913	35.296	24.847	341.7							
7	<b>1'55.535</b>	28.436	25.790	36.511	24.798	338.5							
8	<b>1'47.849</b>	25.332	22.812	<b>35.090</b>	<b>24.615</b>	340.6							
9	<b>1'54.260</b>	25.428	27.142	36.859	24.831	341.7							
10	1'48.082 *	25.388	22.795*	35.181	24.718	339.6							
11	<b>1'47.969</b>	25.341	22.799	35.191	24.638	337.5							
12	<b>1'52.789</b>	27.605	24.435	35.847	24.902	338.5							
13	<b>1'48.112</b>	25.378	22.902	35.179	24.653	337.5							
14	<b>1'48.025</b>	25.325	22.886	35.155	24.659	336.4							
<b>17th</b>	<b>93</b>	<b>Marc MARQUEZ</b>		HONDA		SPA							
		Repsol Honda Team											
		Runs=2 Total laps=13 Full laps=8											
<b>Run # 1</b>	<b>Front Tyre</b>	<b>Slick-Hard</b>	<b>Rear Tyre</b>	<b>Slick-Soft</b>									
		<b>4 Laps at start</b>		<b>3 Laps at start</b>									
1	2'10.634	33.998	24.814	37.629	26.899	169.0							
2	<b>1'49.525</b>	25.715	23.345	35.700	24.765	345.0							
3	<b>1'48.408</b>	25.410	23.094	35.472	24.432	343.9							
4	1'56.770 *	<b>25.174</b>	22.771*	41.442	27.383	343.9							
5	<b>1'47.796</b>	25.480	22.807	<b>35.262</b>	<b>24.247</b>	<b>352.9</b>							
6	1'15.677 P	46.165				351.7							
<b>Run # 2</b>	<b>Front Tyre</b>	<b>Slick-Hard</b>	<b>Rear Tyre</b>	<b>Slick-Medium</b>									
		<b>13 Laps at start</b>		<b>13 Laps at start</b>									
7	2'01.560	34.040	24.927	37.275	25.318	176.7							

**Fastest Lap:** Fabio QUARTARARO Monster Energy Yama FRA **1'46.647** 25.014 22.573 34.700 24.360

These data/results cannot be reproduced, stored and/or transmitted in whole or in part by any manner of electronic, mechanical, photocopying, recording, broadcasting or otherwise now known or herein after developed without the previous express consent by the copyright owner, except for reproduction in daily press and regular printed publications on sale to the public within 60 days of the event related to those data/results and always provided that copyright symbol appears together as follows below.  
© DORNA, 2021

Official MotoGP Timing by TISSOT  
www.motogp.com

Mugello, Saturday, May 29, 2021

Page 4 of 5



# Free Practice Nr. 4

MotoGP

Lap	Lap Time	T1	T2	T3	T4	Speed	Lap	Lap Time	T1	T2	T3	T4	Speed	
<b>20th</b>	<b>32</b>	<b>Lorenzo SAVADORI</b>				APRILIA	ITA	9	<b>1'48.781</b>	25.575	22.971	35.584	<b>24.651</b>	338.5
Aprilia Racing Team Gresini								<b>PIT</b>	25.679	23.032	35.860	25.076	335.4	

Runs=2 Total laps=13 Full laps=8

Run #	1	Front Tyre	Slick-Hard	Rear Tyre	Slick-Medium	Speed
			<b>New Tyre</b>		<b>3 Laps at start</b>	
1	2'18.373	34.197	25.585	36.988	25.221	163.8
2	<b>1'49.426</b>	25.901	22.983	35.665	24.877	348.3
3	<b>1'48.573</b>	25.401	23.181	35.346	24.645	350.6
4	<b>1'48.627</b>	25.619	22.874	35.357	24.777	336.4
5	<b>1'48.049</b>	<b>25.160</b>	22.825	35.474	<b>24.590</b>	<b>351.7</b>
6	<b>2'00.140</b>	31.271	26.180	38.063	24.626	337.5
7	1'57.781 *	29.033	25.801 *	37.042	25.905	346.1
8	<b>1'48.521</b>	25.285	22.936	35.566	24.734	341.7
9	<b>1'55.355</b>	27.249	25.280	37.916	24.910	341.7
10	<b>1'47.922</b>	25.217	<b>22.817</b>	<b>35.267</b>	24.621	346.1
11	55.497 P	27.819				343.9

Run #	2	Front Tyre	Slick-Medium	Rear Tyre	Slick-Soft	Speed
			<b>5 Laps at start</b>		<b>9 Laps at start</b>	
12	2'00.702	33.158	25.952	36.625	24.967	204.1
	<b>PIT</b>	29.188				338.5

<b>21st</b>	<b>10</b>	<b>Luca MARINI</b>				DUCATI	ITA
SKY VR46 Avintia							

Runs=2 Total laps=12 Full laps=8

Run #	1	Front Tyre	Slick-Hard	Rear Tyre	Slick-Medium	Speed
			<b>New Tyre</b>		<b>New Tyre</b>	
1	2'11.746	34.677	24.295	37.309	25.804	183.9
2	<b>1'53.738</b>	25.620	23.247	39.604	25.267	347.2
3	<b>1'48.666</b>	25.643	23.108	35.278	24.637	338.5
4	<b>1'48.140</b>	<b>25.300</b>	22.932	35.092	24.816	347.2
5	<b>1'47.939</b>	25.339	22.920	<b>35.077</b>	24.603	<b>348.3</b>
6	56.770 P	28.535				345.0

Run #	2	Front Tyre	Slick-Hard	Rear Tyre	Slick-Medium	Speed
			<b>6 Laps at start</b>		<b>6 Laps at start</b>	
7	1'59.697	33.602	23.878	36.123	26.094	129.4
8	<b>1'48.324</b>	25.460	<b>22.918</b>	35.191	24.755	343.9
9	<b>1'48.418</b>	25.531	22.960	35.241	24.686	339.6
10	<b>1'57.259</b>	29.268	24.048	39.142	24.801	343.9
11	<b>1'48.008</b>	25.315	22.919	35.181	<b>24.593</b>	347.2
	<b>PIT</b>	29.628				336.4

<b>22nd</b>	<b>27</b>	<b>Iker LECUONA</b>				KTM	SPA
Tech 3 KTM Factory Racing							

Runs=2 Total laps=10 Full laps=2

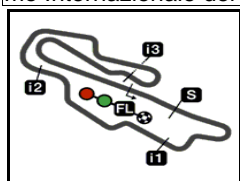
Run #	1	Front Tyre	Slick-Hard	Rear Tyre	Slick-Medium	Speed
			<b>3 Laps at start</b>		<b>New Tyre</b>	
1	2'11.794	32.466	24.089	36.060	25.467	190.4
2	1'49.436 *	25.693	23.277	35.752	24.714 *	341.7
3	1'48.776 *	25.719	23.177	<b>35.336</b>	24.544 *	345.0
4	1'48.406 *	25.418	<b>22.872</b>	35.410	24.706 *	<b>346.1</b>
5	1'48.465 *	25.394	22.872	35.446	24.753 *	341.7
6	1'50.466 P	25.760	23.271	36.093	25.342	338.5

Run #	2	Front Tyre	Slick-Hard	Rear Tyre	Slick-Medium	Speed
			<b>9 Laps at start</b>		<b>6 Laps at start</b>	
7	1'57.974	32.401	23.399	37.294	24.880	178.2
8	<b>1'48.751</b>	<b>25.386</b>	23.041	35.648	24.676	343.9

<b>Fastest Lap:</b>	Fabio QUARTARARO	Monster Energy Yama	FRA	<b>1'46.647</b>	25.014	22.573	34.700	24.360
---------------------	------------------	---------------------	-----	-----------------	--------	--------	--------	--------

These data/results cannot be reproduced, stored and/or transmitted in whole or in part by any manner of electronic, mechanical, photocopying, recording, broadcasting or otherwise now known or herein after developed without the previous express consent by the copyright owner, except for reproduction in daily press and regular printed publications on sale to the public within 60 days of the event related to those data/results and always provided that copyright symbol appears together as follows below.  
© DORNA, 2021





5245 m.

## GRAN PREMIO D'ITALIA OAKLEY

## Free Practice Nr. 4

## Best Partial Times

MotoGP™

*IT* Ideal Lap Time, sum of the best partial times*BT* Best Lap Time

<i>T1</i>		<i>T2</i>		<i>T3</i>		<i>T4</i>				<i>IT</i>	<i>BT</i>	
Pos	Rider	Time	Rider	Time	Rider	Time	Rider	Time	Pos	Rider		
1	F.QUARTARARO	24.940	F.QUARTARARO	22.530	F.QUARTARARO	34.700	T.NAKAGAMI	24.115	1	F.QUARTARAR	1'46.494	1'46.647 (1)
2	J.MILLER	25.004	A.RINS	22.541	T.NAKAGAMI	34.843	F.BAGNAIA	24.121	2	F.BAGNAIA	1'46.683	1'46.759 (2)
3	M.OLIVEIRA	25.044	F.MORBIDELLI	22.554	M.OLIVEIRA	34.860	J.ZARCO	24.131	3	T.NAKAGAMI	1'46.758	1'46.807 (3)
4	F.BAGNAIA	25.053	T.NAKAGAMI	22.607	F.BAGNAIA	34.866	M.OLIVEIRA	24.186	4	A.RINS	1'46.790	1'46.822 (4)
5	J.MIR	25.096	J.MIR	22.622	F.MORBIDELLI	34.897	A.RINS	24.243	5	M.OLIVEIRA	1'46.794	1'46.824 (5)
6	B.BINDER	25.104	F.BAGNAIA	22.643	A.RINS	34.899	M.MARQUEZ	24.247	6	F.MORBIDELLI	1'46.989	1'47.225 (6)
7	A.RINS	25.107	M.PIRRO	22.648	J.MIR	34.949	E.BASTIANINI	24.281	7	J.MIR	1'47.069	1'47.244 (8)
8	D.PETRUCCI	25.142	M.VIÑALES	22.650	B.BINDER	35.024	A.ESPARGARO	24.284	8	J.MILLER	1'47.119	1'47.233 (7)
9	J.ZARCO	25.143	A.ESPARGARO	22.658	M.VIÑALES	35.068	A.MARQUEZ	24.313	9	J.ZARCO	1'47.199	1'47.713 (16)
10	E.BASTIANINI	25.157	J.MILLER	22.677	L.MARINI	35.077	F.QUARTARARO	24.324	10	B.BINDER	1'47.207	1'47.438 (10)
11	L.SAVADORI	25.160	B.BINDER	22.683	V.ROSSI	35.090	J.MILLER	24.328	11	A.ESPARGAR	1'47.220	1'47.259 (9)
12	A.ESPARGARO	25.168	M.OLIVEIRA	22.704	A.ESPARGARO	35.110	F.MORBIDELLI	24.339	12	M.VIÑALES	1'47.307	1'47.440 (11)
13	M.PIRRO	25.169	M.MARQUEZ	22.727	J.MILLER	35.110	P.ESPARGARO	24.354	13	E.BASTIANINI	1'47.343	1'47.695 (14)
14	M.MARQUEZ	25.174	J.ZARCO	22.728	A.MARQUEZ	35.161	B.BINDER	24.396	14	M.MARQUEZ	1'47.410	1'47.796 (17)
15	M.VIÑALES	25.189	P.ESPARGARO	22.729	E.BASTIANINI	35.174	M.VIÑALES	24.400	15	A.MARQUEZ	1'47.493	1'47.525 (12)
16	T.NAKAGAMI	25.193	E.BASTIANINI	22.731	D.PETRUCCI	35.184	J.MIR	24.402	16	D.PETRUCCI	1'47.505	1'47.818 (18)
17	F.MORBIDELLI	25.199	D.PETRUCCI	22.732	P.ESPARGARO	35.188	M.PIRRO	24.415	17	M.PIRRO	1'47.524	1'47.699 (15)
18	A.MARQUEZ	25.232	V.ROSSI	22.757	J.ZARCO	35.197	D.PETRUCCI	24.447	18	P.ESPARGAR	1'47.556	1'47.683 (13)
19	V.ROSSI	25.258	A.MARQUEZ	22.787	M.MARQUEZ	35.262	L.SAVADORI	24.590	19	V.ROSSI	1'47.720	1'47.849 (19)
20	P.ESPARGARO	25.285	L.SAVADORI	22.817	L.SAVADORI	35.267	L.MARINI	24.593	20	L.SAVADORI	1'47.834	1'47.922 (20)
21	L.MARINI	25.300	I.LECUONA	22.872	M.PIRRO	35.292	V.ROSSI	24.615	21	L.MARINI	1'47.888	1'47.939 (21)
22	I.LECUONA	25.386	L.MARINI	22.918	I.LECUONA	35.336	I.LECUONA	24.651	22	I.LECUONA	1'48.245	1'48.751 (22)

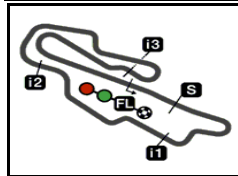
These data/results cannot be reproduced, stored and/or transmitted in whole or in part by any manner of electronic, mechanical, photocopying, recording, broadcasting or otherwise now known or herein after developed without the previous express consent by the copyright owner, except for reproduction in daily press and regular printed publications on sale to the public within 60 days of the event related to those data/results and always provided that copyright symbol appears together as follows below.

© DORNA, 2021

Official MotoGP Timing by TISSOT  
www.motogp.com








5245 m.

## GRAN PREMIO D'ITALIA OAKLEY

### Free Practice Nr. 4

### Fastest Laps Sequence

<i>Practice Time</i>	 <i>Rider</i>	<i>Nation</i>	<i>Motorcycle</i>	<i>Time</i>	<i>Km/h</i>	<i>Rider's Lap</i>
<b>3'58.654</b>	43 <b>Jack MILLER</b>	AUS	DUCATI	<b>1'48.134</b>	174.6	2
<b>4'01.370</b>	5 <b>Johann ZARCO</b>	FRA	DUCATI	<b>1'47.735</b>	175.2	2
<b>5'05.240</b>	20 <b>Fabio QUARTARARO</b>	FRA	YAMAHA	<b>1'47.512</b>	175.6	2
<b>5'59.258</b>	88 <b>Miguel OLIVEIRA</b>	POR	KTM	<b>1'47.249</b>	176.0	3
<b>5'59.524</b>	42 <b>Alex RINS</b>	SPA	SUZUKI	<b>1'47.166</b>	176.1	3
<b>6'52.142</b>	20 <b>Fabio QUARTARARO</b>	FRA	YAMAHA	<b>1'46.902</b>	176.6	3
<b>7'46.082</b>	88 <b>Miguel OLIVEIRA</b>	POR	KTM	<b>1'46.824</b>	176.7	4
<b>7'46.346</b>	42 <b>Alex RINS</b>	SPA	SUZUKI	<b>1'46.822</b>	176.7	4
<b>8'38.789</b>	20 <b>Fabio QUARTARARO</b>	FRA	YAMAHA	<b>1'46.647</b>	177.0	4

These data/results cannot be reproduced, stored and/or transmitted in whole or in part by any manner of electronic, mechanical, photocopying, recording, broadcasting or otherwise now known or herein after developed without the previous express consent by the copyright owner, except for reproduction in daily press and regular printed publications on sale to the public within 60 days of the event related to those data/results and always provided that copyright symbol appears together as follows below.

© DORNA, 2021

Official MotoGP Timing by TISSOT  
www.motogp.com

Mugello, Saturday, May 29, 2021

